

Surface-mounted luminaire - Multilayer lighting technology - direct distribution

Sheet steel housing suitable, rectangular cross section; suitable for use in clean rooms and clean room areas per DIN 14644-1; manufactured per IPA provisions, as well as the directives for quality assurance GMP (Good Manufacturing Practice); Housing colour traffic white RAL 9016; Direct light distribution, using CDP microprism made of PMMA and forward-scattering diffuser foil as multi-layer technology; With clear cover made of laminated safety glass; Integrated LED driver design.. Electrical connection and connection of control cable using 5-pole connection terminal with plug-in contacts; Luminous flux in emergency light mode 8583 lm. The aduna clean room luminaire is suitable for direct voltage (0/50Hz), emergency luminaires must have additional marking. Suitable for air purity class ISO 14644-1 Class 2 with excellent to very good results in terms of microbial metabolic potential and chemical resistance.

CHARACTERISTICS

Order number	62122016670
EAN number	4020863436057
Commodity code	94051190
Certification mark	IP 65, Protection class I, F, D, Clean room, HACCP DIN10500/Food/IFS/BRC, Indoor, CE
Impact resistance (IK rating)	IK07 (-20°C bis 35°C)
Ambient temperatur	ta -20°C to 35°C
Special properties	Ready for IoT
Warranty period	7 years
State funding programs	BEG - Federal funding for efficient buildings (valid only for Germany)

ELECTRICAL ENGINEERING

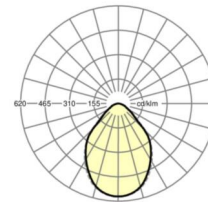
Controller	Electronic driver DALI2 (1 pcs.)
System output	68W
Mains voltage	230V/50Hz
Circuit breakers (inrush current)	15 pieces/B10, 24 pieces/B16, 24 pieces/C10, 40 pieces/C16
Energy efficiency class/light source	C

LIGHTING TECHNOLOGY

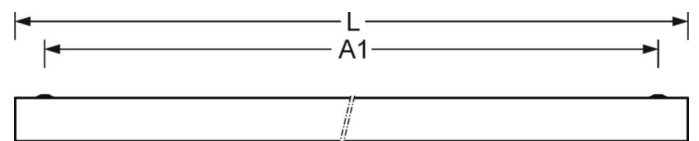
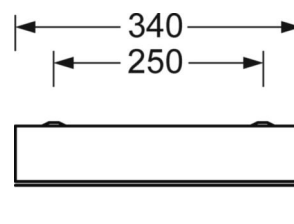
Placement	LED, Colour rendering/Light colour CRI ≥ 80 / 4000K
Colour tolerance (MacAdam)	3SDCM
Photobiological safety (Luminaire)	RG0
Nominal luminous flux	8583lm
Nominal luminous flux-emergency lighting mode	8583lm
LED service life	80000h L80/B10 (Tq 35°C), 90000h L80/B10 (Tq 25°C), 40000h L90/B10 (Tq 25°C)
Luminaire luminous efficiency	127lm/W
UGR lat./long.	19.0 / 19.0

DEEP-LINK

<https://www.regiolux.de/en/article/62122016670>



Reference	LED 8600lm 840
ηLB	100 %
Φ ↓/↑	100 % / 0 %
UGR lat./long.	19.0 / 19.0



MECHANICS

Housing colour	traffic white RAL 9016
Dimensions (LxWxH/DxH)	1173mm x 340mm x 75mm
Ceiling system	cut-out ceilings [AD]
Weight (net)	11.5kg
Cable entry KE (X/Y)	65mm/150mm
Type of installation	Ceiling-mounted single installation, Ceiling-mounted trunking installation, Installation in clean room ceilings, Ceiling installation individual mounting

Dimensions

L	1173 mm	Length
B	340 mm	Width
H	75 mm	Height
A1	1108 mm	Mounting distance single mounting
A3	65 mm	Mounting distance between luminaires in a light run arrangement
X	65 mm	Distance cable infeed to the center of the luminaire on the X-axis
Y	150 mm	Distance cable infeed to the center of the luminaire on the Y-axis

